



Jennifer L. Henderson
 Schleicher County Treasurer
J.Henderson@co.schleicher.tx.us

Date: 7/10/2020
 To: Schleicher County Commissioners Court
 From: Jennifer L. Henderson
 Treasurer
 RE: Schleicher County Quarterly Investment Report
 Quarter Ending - 6/30/2020

In accordance with Government Code 2256, The Public Funds Investment Act and the Schleicher County Investment Policy the following Quarterly Investment Report is submitted for your review.

Investments have been made in compliance with Schleicher County's investment policy. It is the objective of the county to earn the maximum rate of return on its investments while maintaining strict adherence to the safety and liquidity of the investments as required by Schleicher County's investment policy.

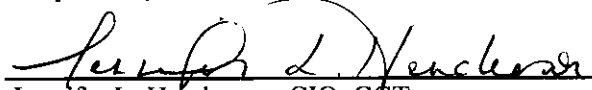
The average rate of return on investments this quarter: 0.27% monthly


Cash Management earnings:		\$11,265.40
Interest Income from FNC CDs	\$8,610.98	
All Other Interest Income	\$ 2,654.42	
Certificates of Deposit interest earnings (accrued)		\$6,385.71
Total Interest Earned	\$ 17,651.11	
 Total Schleicher County Investment Funds Balance:		 <u>\$ 6,595,324.34</u>




7-13-20

Respectfully Submitted,


 Jennifer L. Henderson, CIO, CCT
 Schleicher County Treasurer


 Charles Bradley, CIO
 Schleicher County Judge



Schleicher County
Quarterly Investment Report
 2nd Qtr 2020

CASH MANAGEMENT

ACCOUNTS	BALANCE AS OF 06/30/2020	INTEREST RATE	INSTITUTION
GENERAL FUNDS	1,232,468.05	0.00%	FNB/FNC
FNC-DREYFUS MONEY MARKET	72,639.44	0.80%	DREYFUS
FNB- MMIA	22,953.97	0.10%	FNB
TEXSTAR	19,688.58	0.5600%	JP MORGAN
SO LOGIC ACCOUNT	597,172.26	0.9570%	JP MORGAN
LOGIC SPECIAL SALES TAX	341,068.11	1.4261%	JP MORGAN
F/M LOGIC ESCROW	50,333.93	1.4261%	JP MORGAN
TOTAL CASH	\$ 2,336,324.34	11,265.40	Interest Earnings

DETAILS OF CERTIFICATES:

ACCOUNTS	Purchase Price	PURCHASED DATE	Market Value as of 06/30/20	ACCRUED INTEREST	INTEREST RATE	MATURITY DATE
3 MO CD: 05551LAJ4	249,000.00	4/7/2020	\$249,039.84	\$544.39	0.94%	7/7/2020
3 MO CD: 33742CBE6	249,000.00	4/13/2020	\$249,087.15	\$87.15	0.94%	7/15/2020
6 MO CD: 14042TDC8	248,000.00	4/8/2020	\$248,602.64	\$563.95	0.99%	10/8/2020
6 MO CD: 919853FY2	248,000.00	4/9/2020	\$249,634.95	\$620.34	1.09%	10/9/2020
6 MO CD: 59013KHJ8	249,000.00	4/9/2020	\$249,634.95	\$150.42	1.04%	10/9/2020
6 MO CD: 81171AEV8	248,000.00	4/9/2020	\$248,610.08	\$557.15	0.99%	10/9/2020
6 MO CD: 88224PLU1	248,000.00	4/9/2020	\$248,644.80	\$585.01	1.04%	10/9/2020
6 MO CD: 316019CQ9	248,000.00	4/14/2020	\$248,639.84	\$523.18	0.99%	10/14/2020
6 MO CD: 06610QEF4	249,000.00	4/17/2020	\$249,642.42	\$88.68	0.99%	10/16/2020
CD 5: 21923LAH6	125,000.00	9/6/2018	\$125,703.75	\$156.16	2.83%	9/14/2020
CD 1: 92891C-CF-7	125,000.00	12/21/2018	\$126,866.25	\$0.00	3.20%	12/21/2020
CD 2: 49254FAN6	125,000.00	2/28/2019	\$127,360.00	\$20.55	2.95%	2/6/2021
CD 6: 33847E2R7	128,000.00	6/18/2019	\$130,807.04	\$16.48	2.29%	6/28/2021
CD 7: 949763J98	138,000.00	9/16/2019	\$141,125.70	\$22.68	1.95%	9/27/2021
CD 3: 49228XAJ9	131,000.00	12/11/2019	\$134,052.30	\$122.75	1.75%	12/10/2021
CD 4: 39573LAK4	130,000.00	6/19/2020	\$130,122.20	\$9.79	24.00%	12/20/2021
CD 8: 46176PMY8	130,000.00	3/20/2020	\$132,392.00	\$405.14	1.22%	4/1/2022
6 MO CD: 95763PEC1	248,000.00	2/18/2020	\$248,535.68	\$1,413.26	1.59%	8/21/2020
6 MO CD: 588493LQ7	248,000.00	8/24/2020	\$248,567.92	\$1,380.65	1.59%	8/24/2020
6 MO CD: 940637MB4	248,000.00	2/25/2020	\$248,577.84	\$1,369.78	1.59%	8/25/2020
3 YR CD: 6169OUUF5	247,000.00	2/19/2020	\$256,563.84	\$1,468.47	1.68%	2/27/2023
TOTAL CDs	\$ 4,259,000.00		\$2,050,674.52	\$6,385.71		

Total Funds: \$ 6,595,324.34 \$6,385.71

1